

2024 - Indoor IPT Women B-Section

28 Feb - 2 Mar 2024

Cape Town



Match Statistics

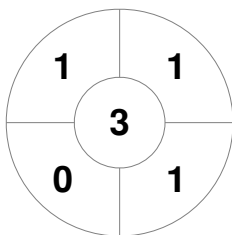
| Match # | Date | Time | Pool / Class | Pitch |
|---------|-------------|-------|--------------|-------|
| 10 | 29 Feb 2024 | 16:10 | Pool A | UCT |

| | | | |
|--------------------------|--|--|--|
| Eastern Gauteng A | | | |
| GK Subs | | | |

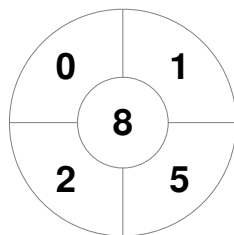
| Official | 1 | 2 | 3 | 4 | T |
|----------|---|---|---|---|---|
| EGA | 0 | 1 | 0 | 0 | 1 |
| WPD | 1 | 0 | 1 | 1 | 3 |

| | | | |
|----------------|--|--|--|
| WP Disa | | | |
| GK Subs | | | |

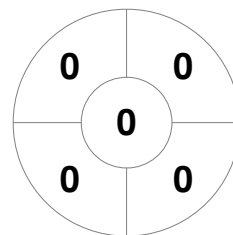
Penalty Corners



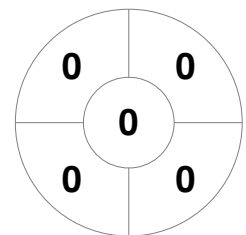
EGA



WPD



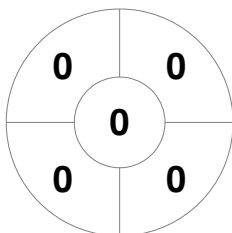
EGA



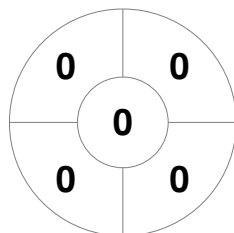
WPD

Circle Entries

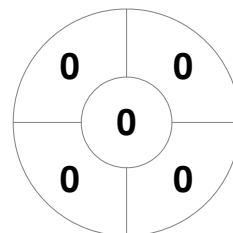
Shots



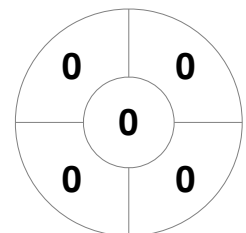
EGA



WPD



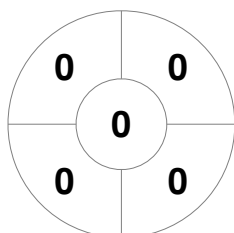
EGA



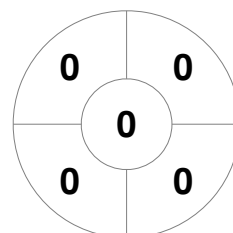
WPD

Shots on Target

Possession %



EGA



WPD

